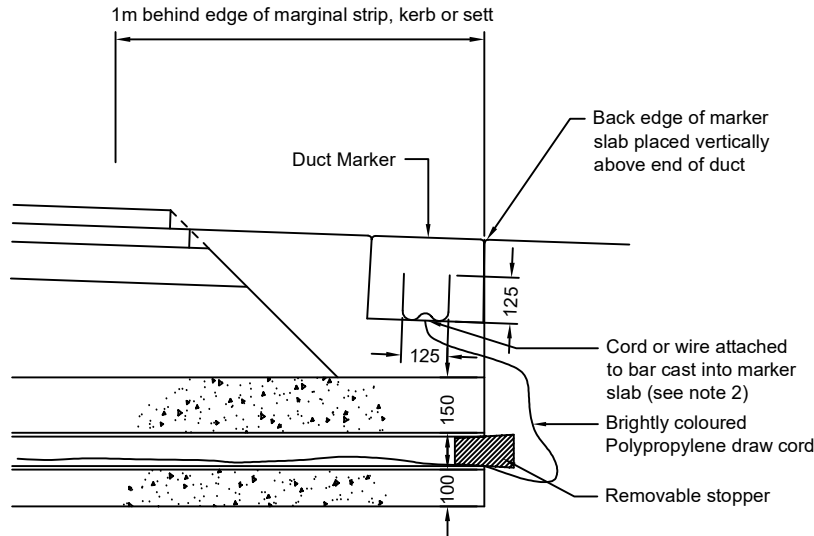
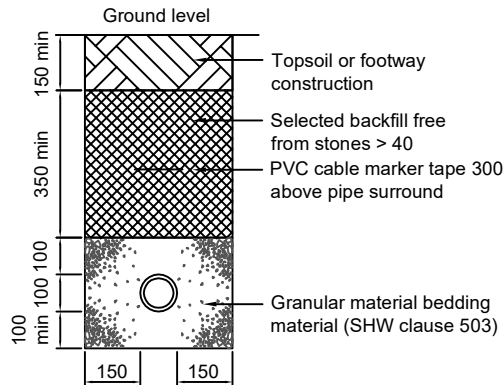


**DUCT MARKER**

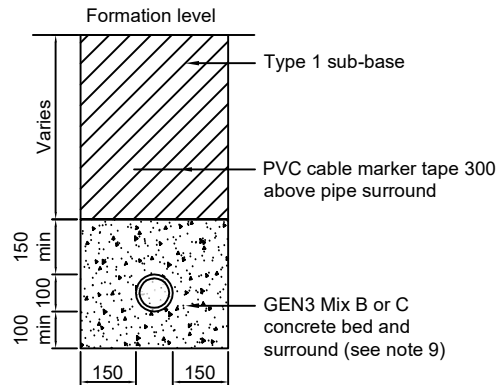


**Notes:**

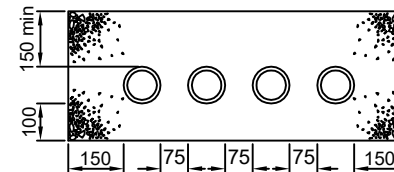
1. All dimensions are in millimetres unless shown otherwise.
2. One metre of slack draw cord should be provided at each marker and left coiled under the marker slab.
3. Pipes shall be: PVCU ducts to BS 4660/BS EN 1401 and a British Board of Agreement Certification in accordance with Electricity Board Council ESI 12-24 SDR 41 min.
4. Ducts under embankments shall extend 1000 beyond the toe of embankment.
5. All uPVC ducting must be minimum of 100mm diameter. Ducting colours should be in accordance with NJUG guidelines, with OCC street lighting and traffic signal ducts in orange and DNO supply ducting in black or red.
6. Refer to MCHW clause 503 for the type of granular surround.
7. For Street lighting duct requirements refer to OCC Standard details 1300 series.
8. For further information refer to Standard Details Guidance Note drawing no. HSD/100/001
9. For concrete specifications and mix information refer to the Concrete For Ancillary Purposes Standard Specification drawing no. HSD/100/002.



**DUCT IN VERGE OR FOOTWAY  
(MORE THAN 600 COVER)**



**DUCT IN CARRIAGEWAY  
AND VERGE OR FOOTWAY WHERE DEPTH  
OF COVER LESS THAN 600**



**TYPICAL LAYOUT FOR 2  
OR MORE DUCTS**

Inscription	Purpose of Duct
O.C.C. Duct	Lighting Duct
Duct	All other Ducts

**TABLE A**



DRAWING TITLE:			
Series 500: Drainage and Service Ducts: Ducts and Duct Marker			
SCALE: NTS	DRAWN	CHECKED	
	INITIALS: CS	MS	
	DATE: 12/01/2024	12/01/2024	

REV	AMENDMENTS	DRN	CHK'D
DRAWING NO:			
HSD/500/015			