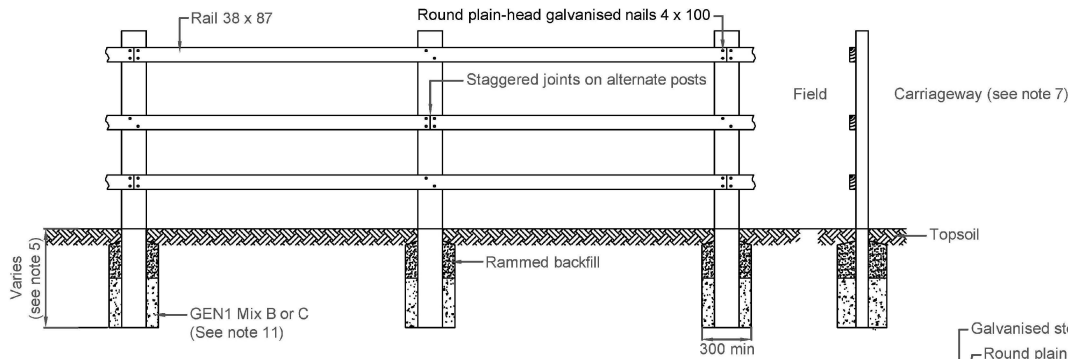
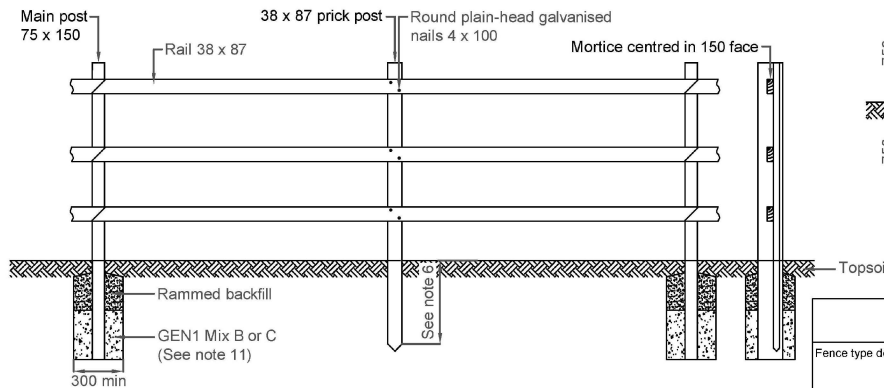


Notes

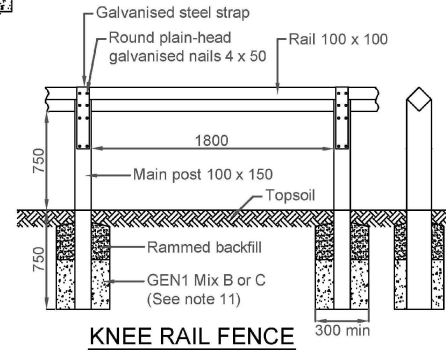
1. All dimensions are in millimetres unless shown otherwise.
2. The fence shall follow lines and levels as specified by the Engineer. The top of the fence shall follow approximately the profile of the ground, to levels previously indicated by the Engineer.
3. Main posts shall be provided at intervals, measured centre-to-centre of the posts, of not more than 2.85m for morticed fences and not more than 1.8m for nailed fences.
4. Main posts shall be set vertically below ground to a minimum depth of 0.6m for fences 1.2m high, and 0.7m for fences 1.3m high.
5. Concrete surrounding the base of the main posts shall fill at least half the depth of the hole.
6. One prick post shall be provided in each bay driven vertically into the ground to a depth of 0.45m. It shall be positioned centrally within the bay.
7. Rails to be connected to the posts on the opposite side to the carriageway.
8. The fence to comply with MHCW Volume 2 SERIES NG 300 FENCING CL304/305.1/311 for timber quality and sustainability, fixing quality and timber treatment.
9. The wooden post and rail fences shall comply with BS1722 Part 7.
10. For further information refer to Standard Details Guidance Note drawing no. HSD/100/001.
11. For concrete specifications and mix information refer to the Concrete For Ancillary Purposes Standard Specification drawing no. HSD/100/002.



NAILED FENCE TYPE 1



MORTICED FENCE TYPE 1



KNEE RAIL FENCE

General characteristics of sawn post and rail fences						
Fence type designation		Height from ground to top of top rail	Length of main posts	Length of prick posts (a)	Number of rails	Spacing between rails at posts, from top to bottom (b)
Morticed	Nailed	m		m		mm
MPR 11/3	SPR 11/3	1.1	1.80	1.60	3	325, 275
MPR 11/4	SPR 11/4	1.1	1.80	1.60	4	225, 200, 175
MPR 13/4	SPR 13/4	1.3	2.10	1.60	4	250, 250, 225

(a) Only used on morticed fences
 (b) The top rail shall be fixed so that its top edge is 100 mm from the top of the main post



DRAWING TITLE:
Series 300: Fencing - Permanent Fencing Type 1 and Knee Rail

SCALE: NTS

	DRAWN	CHECKED
INITIALS:	CS	MS
DATE:	12/01/2024	12/01/2024

REV	AMENDMENTS	DRN	CHK'D	DATE
DRAWING NO. HSD/300/010				